

Műszaki adatok

Technikai Információk	Típus	Magasság (mm)	Kötéstáv (mm)	Szélesség	Hosszúság min-max (mm)	Víz kapacitás (lt/m)	Súly (kg/m)
	10-P	300	245	49	400-3000	1.7	6.5
		400	345			2.1	7.1
		500	445			2.6	9.6
		550	500			2.9	10.6
		600	545			3.1	11.4
		900	845			4.4	17.8
	11-PK	300	245	49	400-3000	1.7	9.1
		400	345			2.1	11.1
		500	445			2.6	14.1
		550	500			2.9	15.1
		600	545			3.1	16.9
		900	845			4.4	25.5
	21-PKP	300	245	70	400-3000	3.4	14.4
		400	345			4.3	21.1
		500	445			5.1	25.9
		550	500			5.6	27.9
		600	545			6.1	29.5
		900	845			8.2	40.8
	22-PKPK	300	245	104	400-3000	3.4	17
		400	345			4.3	21.5
		500	445			5.1	27.2
		550	500			5.6	29.2
		600	545			6.1	31.9
		900	845			8.2	48.5
	33-PKKPKP	300	245	160	400-3000	5.1	25.1
		400	345			6.2	31.9
		500	445			7.6	40.3
		550	500			8.4	43.3
		600	545			8.9	48.5
		900	845			13.1	71.6

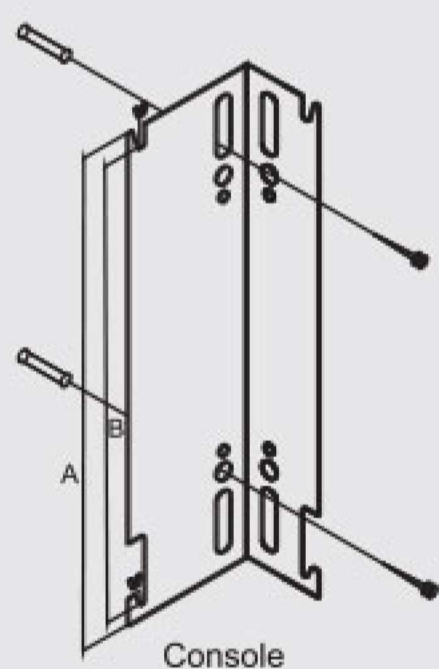
Konzol méretei

Radiator height	'L' CONSOLE SIZES	
	A (mm)	B (mm)
300	110	85
400	210	185
500	310	285
550	360	335
600	410	385
900	710	685

(TYPE 10,21,22,33)

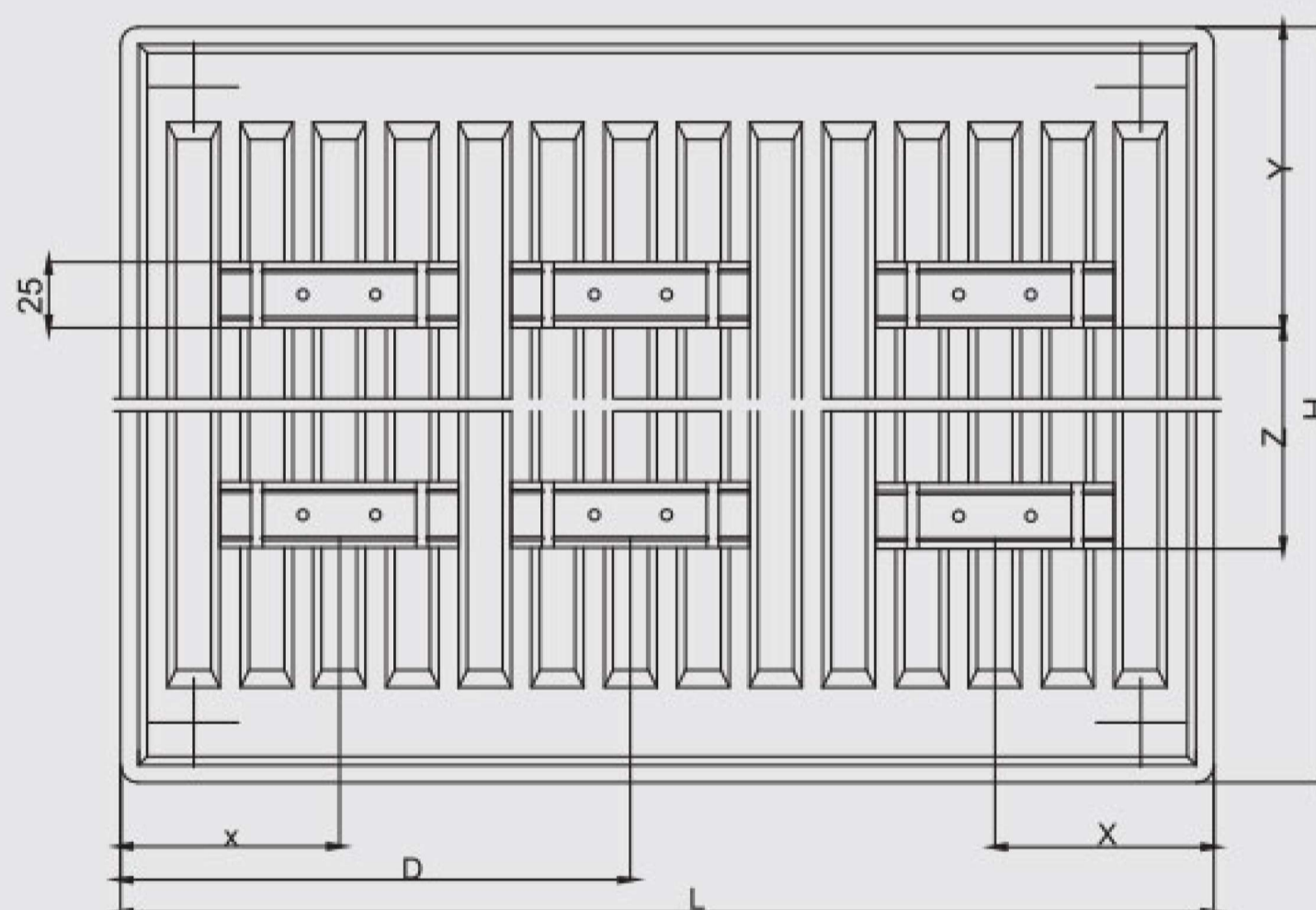
H	X	Y	Z	D
300	100	120	85	1800,2000,..... up to 3000 L/2 1700,1900,..... up to 2900 L/2-1/2(33.3)
400	100	120	185	
500	100	120	285	
550	100	120	285	
600	100	120	385	
900	100	120	685	

400 mm +..... + 1600 mm	4 Brackets
1700 mm +..... + 3000 mm	6 Brackets

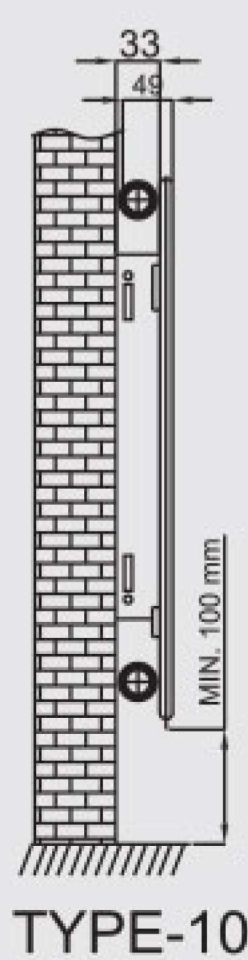


(TYPE 11)

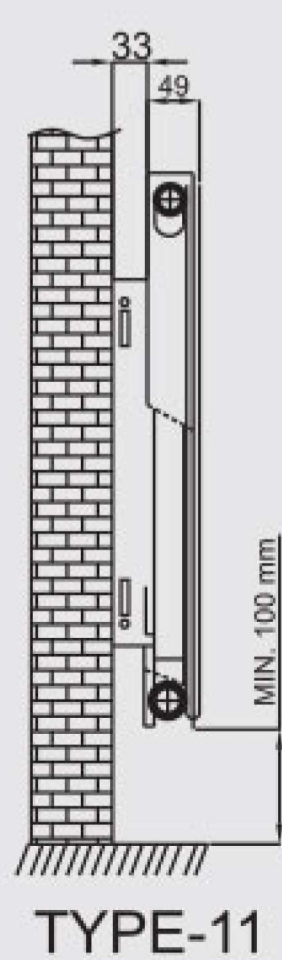
H	X	Y	Z	D
300	117	120	85	1800,2000,..... up to 3000 L/2 1700,1900,..... up to 2900 L/2-1/2(33.3)
400	117	120	185	
500	117	120	285	
550	117	120	335	
600	117	120	385	
900	117	120	685	



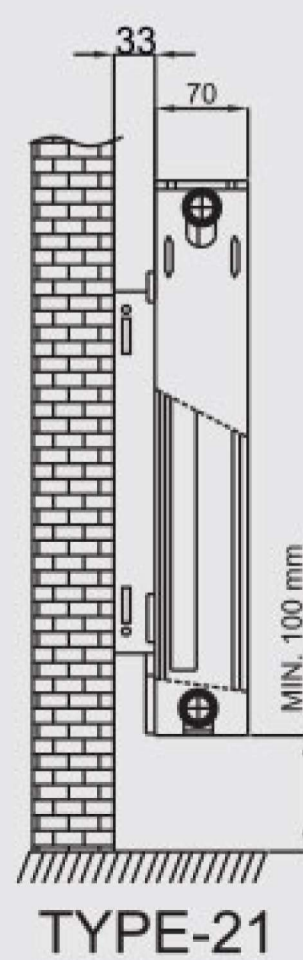
Falra szerelés



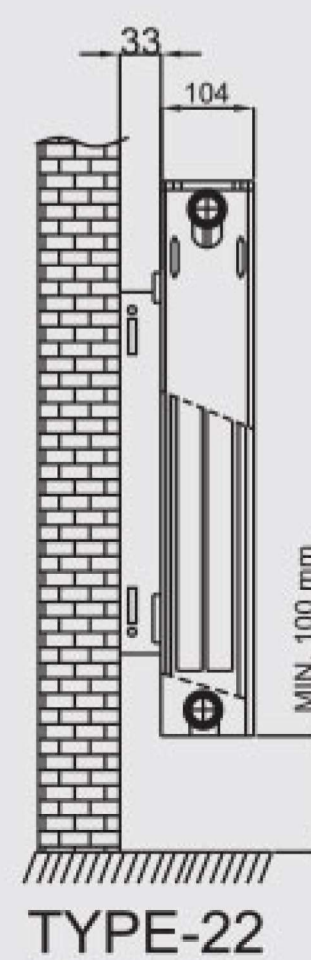
TYPE-10



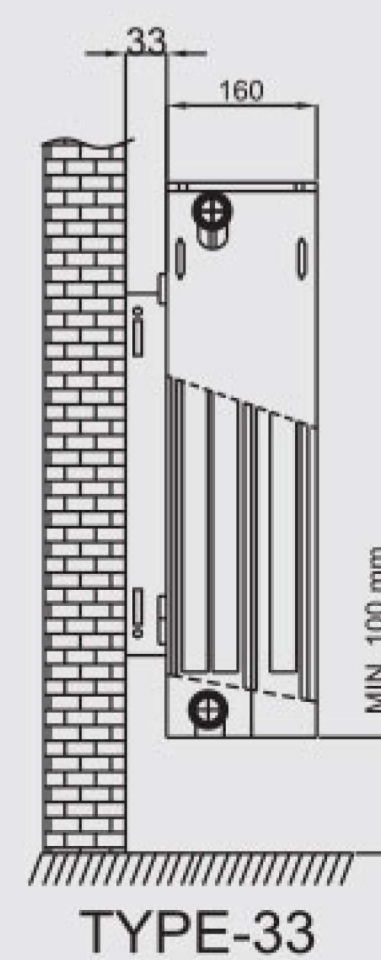
TYPE-11



TYPE-21



TYPE-22



TYPE-33